



Hispanic Health Assessment

GRAPHIC SUMMARY

Ellis Pérez, MPH

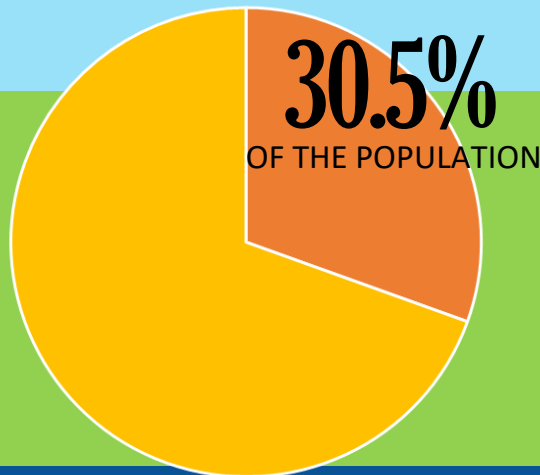
The **2017 Hispanic Health Assessment (HHA)** is the first population specific assessment developed to address the needs of a targeted population in the county. It is an example of the commitment the Florida Department of Health in Orange County has in utilizing best practices to improve the health of community residents. The HHA is an essential tool which answers questions that further explain the population, growth, change, characteristics, and health indicators among Hispanics. This tool can be used to engage community partners in improvement plans and enhance the spread of public health message.

Florida's vision is to become the Healthiest state in the nation by 2030. We do this by ensuring that all races and ethnicities have reached their best state of health through the provision of quality health services to each resident in our community. This publication is the product of the hard work and dedication of the Florida Department of Health in Orange County.



HISPANICS

Orange County




SOCIOECONOMIC



39%

49.3%
Unwed Mothers




20%
Uninsured



28%

Lower income than the
median income of the
county



78%
Have a
High School
Diploma

ACCESS



42%

Adults Without
Access to Personal
Doctor



Hispanics who reside in the Azalea Park, Union Park, Oakridge, Meadow Woods, and South Conway communities lack access to healthy foods.



HEALTH INDICATORS

Orange County Florida

2017

44.8% Puerto Rican 12.3% Mexican 9.6% Cuban 7.3% Colombian 6.1% Dominican



Largest Puerto Rican Population in the State



39.5%

Population Growth from 2010-2016

ESS

59%

Adults who do not meet aerobic recommendations



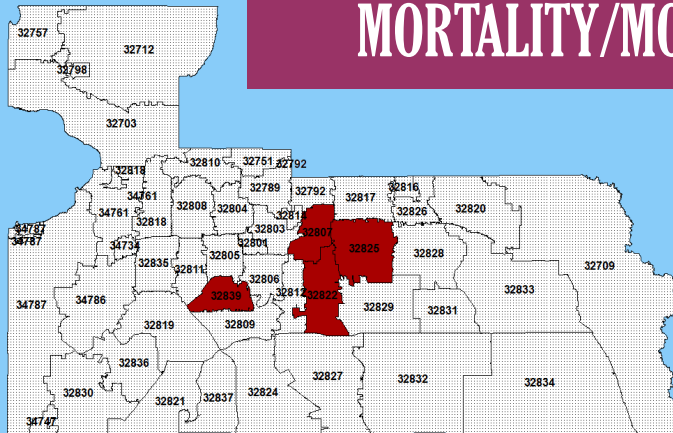
335.2

per 1,000 people

High Emergency Department Utilization Rate, compared to Non-Hispanics.



MORTALITY/MORBIDITY



ZIP Codes with Highest Morbidity Prevalence:

32822 | 32807 | 32825 | 32829

Top Causes of Death

Cancer


Heart Disease

Cerebrovascular Disease



Obesity

Higher than Non-Hispanics



Maternal Deaths

Increase

Hispanics experience a higher yearly maternal death frequency


Non-Congenital Zika Virus Cases

100 Reported in 2016



1 in 15

Hispanics ages 20-24 are diagnosed with Chlamydia



Diabetes

Hospitalization rates have increased

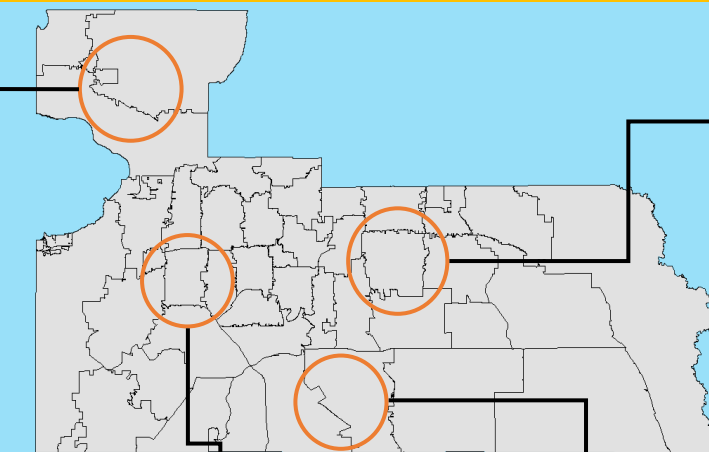
Community Analysis

Orange County Communities with the Largest Hispanic Population:

Avalon Park, Azalea Park, Meadow Woods/South Chase

North (Apopka, Zellwood):

This is a mainly rural region with many surrounding farms. Many Hispanics commute to the area to work in the farms. Apopka is the main city where a variety of resources are available for its surrounding residents. Many services lack Spanish speaking staff, only a few facilities provide bilingual services. This region is composed of low to mid household incomes. Residents feel safe living in this area. Many open spaces for recreational activities easily accessible which provides a family friendly location.



West: Hispanics are the minority in this area. There are limited resources catered for the Hispanic population; however, a few Spanish speaking physicians and staff can be found nearby. It is close to many tourist attractions, providing a variety of employment opportunities. This region has a low to mid household income.

South (Hunters Creek, Southchase, Meadow Woods):

High concentration of Hispanics with a variety of resources for Hispanics, and many are provided in their native language (Spanish). Mid income families reside in this region. Residents feel safe living in this area, Open spaces for recreational activities, transportation services, good schools, healthy foods and medical facilities are easily accessible.

East (Avalon Park, Azalea Park, Rio Pinar):

High concentration of Hispanics, with a variety of resources catering to the Hispanic Population. Low (Azalea Park) to High (Avalon Park) household family income are found in this region. Disproportionate health rates are seen in the Azalea Park neighborhood. Open spaces for recreational activities, churches of different denominations, transportation services, and many medical facilities are easily accessible.

Community Perspective: Based on the community focus group results, Hispanics come to Orange County for many reasons (work, family, better life etc.). For the most part they consider their residential neighborhood safe and good to live in. Financial problems, medical/healthcare access (uninsured/underinsured), and lack of accessible information are among some of the major challenges faced. Hispanics understand the importance of maintaining a healthy lifestyle; however, due to life stressors, it is difficult for some to obtain optimal health. They believe health equity does not exist. They perceive to be treated differently and without the same opportunities as others. Hispanics would like service agencies/organizations to increase, access to translation services or Spanish speaking staff, cultural competencies, and marketing strategies; which are limiting factors.

Sources:

Primary Data Collection:

Community Focus Groups (Southchase/Meadow Woods, Apopka, East Orlando) | Community Windshield Observations

Secondary Data Collection:

American Community Survey, 1 year estimates, 2016 | Behavioral Risk Factor Surveillance System, 2013 | Community Commons, 2016 | Florida CHARTS, 2016 | Florida Electronic Surveillance System for early Notification of Community-based Epidemics (ESSENCE), 2016 | United States Census Bureau, 2016

Ellis Pérez, MPH

Population Health and Quality Improvement Data Manager

Ellis.Perez@flhealth.gov



/FLDepartmentofHealth



@HealthyFla
@DohOrange



/fldoh



/HealthyFla